

PUR INSULATED PANELS

AceDoors Thermal Series sectional doors are manufactured with PUR foam insulation sandwiched between two profiled steel skins. PUR foam is a versatile insulation material used worldwide for applications such as freezer rooms and fridges. It is even used in products like mattresses and car seats.

With an R-value of 2.0 m²K/W AceDoors Thermal Series sectional doors are immensely valuable in regulating garage temperatures that a standard garage door just can't offer. This allows the garage to become a comfortable and more useable part of your home.

AceDoors has available the Merlin Commander Elite automatic opener as an option with all sectional doors. Unrivalled for quietness and packed with cutting edge technology and safety features, it is one of the best performing and feature-rich openers on the market.



COLOUR RANGE AVAILABLE



The swatches above are a small representation of some of the New Zealand Colour Steel Range. AceDoors can also colour match to your requirements of your new door, check with your local dealer of available colours.



THE THERMAL SERIES DRAWS INSPIRATION FROM NEW ZEALAND'S THERMAL REGIONS. THE SIMPLE CONNECTION IS WARMTH.



WAIRAKEI



TEKAPO



ACEDOORS THERMAL SERIES WAIRAKEI AND TEKAPO GARAGE DOORS PROVIDE THERMAL PROPERTIES THAT STANDARD GARAGE DOORS JUST CAN'T OFFER. WITH WAIRAKEI'S LIGHT EMBOSSED TEXTURE OR TEKAPO'S SMOOTH SURFACE BOTH WILL BE SURE TO IMPRESS VISUALLY.


ThermalSeries

G A R A G E D O O R S

All AceDoors Thermal Series sectional garage doors are available as standard with the features and components listed below.


STYLE: WAIRAKEI & TEKAPO

Wairakei doors have a light orange peel textured surface, while Tekapo doors have a smooth surface. The panels have a negative detail rib between each panel on both styles.



PAINT FINISH

All Thermal Series sectional doors are painted in New Zealand's favourite steel colours with options available to customise your colour choice. The Thermal Series paint system includes a 5 year warranty.



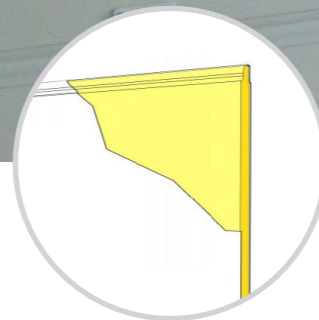
HINGES

The hinges joining the Thermal Series panels are powder coated and are designed to fit the profile of the panels.



DOUBLE SKIN INSULATED PANELS

Each panel is made with a steel skin on each face and filled with PUR insulation foam to create a strong lightweight door. Each panel has a nominal insulation R-value of 2.0.



AUTOMATION

AceDoors Thermal Series sectional doors are powered by either the AceDoors Force 1000N, or the Merlin Commander Elite. Both are quiet, reliable and most importantly - you have the choice.



POWDER COATED HARDWARE

Brackets and connecting hardware are powder coated. This includes roller carriers, hinges, tracks and bearing brackets.




QUIET OPERATION

The adjustable roller carriers have a nylon bush ensuring no metal to metal contact. This assists in keeping overall operation noise to a minimum.



FINGER-SAFE JOINS

The Thermal Series panel joins are designed to have as small an opening as possible during operation. This helps reduce the risk of accidental finger injury.



*Conditions apply.