

PUR INSULATED PANELS

AceDoors Thermal Series sectional doors are manufactured with PUR foam insulation sandwiched between two profiled steel skins. PUR foam is a versatile insulation material used worldwide for applications such as freezer rooms and fridges. It is even used in products like mattresses and car seats.

With an R-value of 2.0 m²K/W AceDoors Thermal Series sectional doors are immensely valuable in regulating garage temperatures, allowing the garage to become a comfortable and more useable part of your home.



AceDoors uses the Merlin Commander Elite automatic opener as standard with all sectional doors. Unrivalled for quietness and packed with cutting edge technology and safety features, it is one of the best performing and feature-rich openers on the market.



Features and specifications:

- Quiet 240V electric motor
- Up to 150kg lifting power
- Automatic timer close option
- 2 x 4-button remote included
- Internal wall switch included
- Smart app control compatibility
- See [gomerlin.co.nz](http://gomerlin.co.nz) for more

The swatches below are a small representation of some of the New Zealand Colour Steel Range. AceDoors can also colour match to your requirements of your new door, check with your local distributor of available colours.

MIST GREEN	GULL GREY
NEW DENIM BLUE	EBONY
SANDSTONE GREY	FLAXPOD
SCORIA	GREY FRIARS
TITANIA	IRONSAND
WINDSOR GREY	KARAKA

For more information on these and other AceDoors products talk to your local distributor:



THE THERMAL SERIES DRAWS INSPIRATION FROM NEW ZEALAND'S THERMAL REGIONS. THE SIMPLE CONNECTION IS WARMTH.



WAIRAKEI



WAIRAKEI



WAIRAKEI - OFFERS WHAT THE NAME SUGGESTS, PROVIDING THERMAL PROPERTIES THAT A STANDARD GARAGE DOOR JUST CAN'T OFFER. THE LIGHT EMBOSSED TEXTURE ON WAIRAKEI HELPS TO GIVE IT A UNIQUE LOOK.





# ThermalSeries

G A R A G E D O O R S

All AceDoors Thermal Series sectional garage doors are available as standard with the features and components listed below.


## STYLE: WAIRAKEI

AceDoors Thermal Series: Wairakei doors have a light orange peel textured surface. The panels have a negative detail rib between each panel. More Thermal Series styles will be available in the near future.



## PAINT FINISH

All Thermal Series sectional doors are painted in New Zealand's favourite steel colours with options available to customise your colour choice. The Thermal Series paint system includes a 5 year warranty.



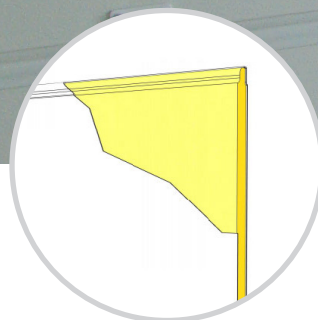
## HINGES

The hinges joining the Thermal Series panels are powder coated and are designed to fit the profile of the panels.



## DOUBLE SKIN INSULATED PANELS

Each panel is made with a steel skin on each face and filled with PUR insulation foam to create a strong lightweight door. Each panel has a nominal insulation R-value of 2.0.



## POWDER COATED HARDWARE

Brackets and connecting hardware are powder coated. This includes roller carriers, hinges, tracks and bearing brackets.




## QUIET OPERATION

The adjustable roller carriers have a nylon bush ensuring no metal to metal contact. This assists in keeping overall operation noise to a minimum.



## FINGER-SAFE JOINS

The Thermal Series panel joins are designed to have as small an opening as possible during operation. This helps reduce the risk of accidental finger injury.



## AUTOMATION

AceDoors Thermal Series sectional doors are powered by the Merlin Commander Elite opener. It is quiet, reliable and is compatible with optional Merlin accessories and myQ products.



POWERED BY **Merlin**



\*Conditions apply.