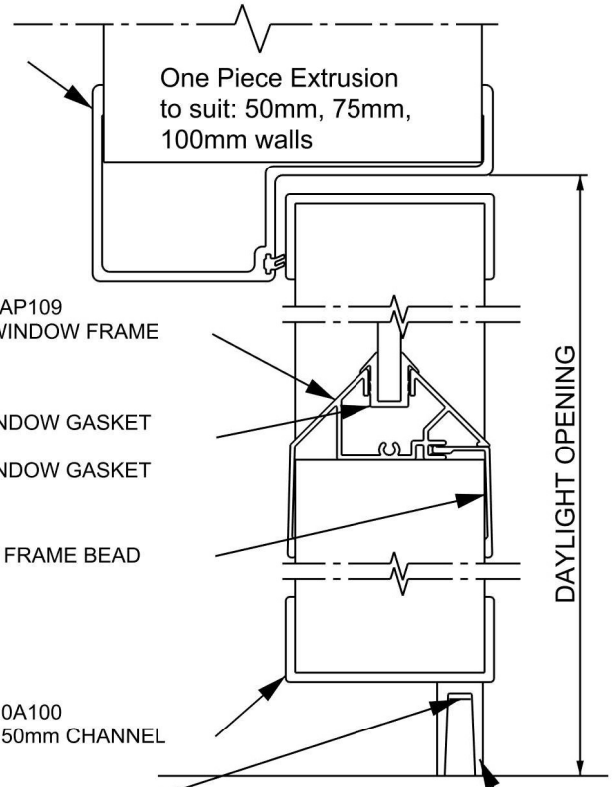
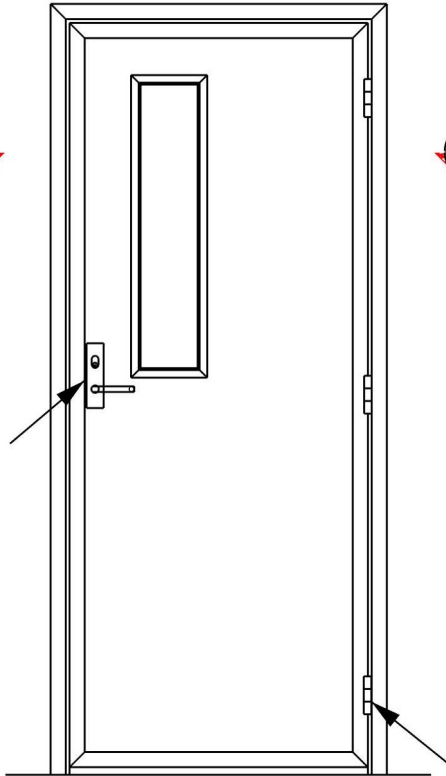




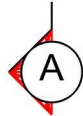
0A104 50mm REBATE
 0A105 75mm REBATE
 0A106 100mm REBATE



0H762
LEGG FORTUNE
LATCHSET
or
0H761
LEGG FORTUNE
LATCHSET
or
0H765
3572 LATCHSET



0PH711
S/S FLUSH BEARING HINGE



VIEW ON B-B

DAYLIGHT OPENING

0P50B
50mm PANEL

VIEW ON A-A



DRAWN BY	WGP
DATE	28/09/2017
DRAWING	PH-004-01
REVISION	1
PRODUCT CODE	PH2010

PROCESS HINGE DOOR PARTS DRAWING